

CCC ONE® Valuation - Fee Calculator Services

TABLE OF CONTENTS

- WHAT IS FEE CALCULATOR?..... 1
- PPV VALUATION REQUEST - CCC® PORTAL.....2
- PPV VALUATION REQUEST - CCC® ESTIMATING5
- MARKET VALUATION REPORT (MVR) AND OTHER SUPPORTING FEE DOCUMENTATION.....8
- MARKET VALUATION REPORT (MVR).....9
- OTHER SUPPORTING FEE DOCUMENTATION 11
- PPV POST VALUATION REQUEST - CCC® PORTAL 15

What is Fee Calculator?

Fee Calculator enables insurance companies to identify and include certain title, registration, and license plate fees as a part of the Private Passenger Vehicle (PPV) Valuation Request process based on information provided by the company to CCC.

If calculated, these fees may display on the Market Valuation Report (MVR) or other supporting fee documentation, depending on your company’s configuration.

Note: Fee Calculator is only available for companies that have the necessary contract with CCC.

Fee Input Preset Values

During the configuration process for Fee Calculator, companies that have contracted for Fee Calculator may configure fee input preset values for applicable states. These input presets will be used, if applicable, when calculating fees for valuation requests.

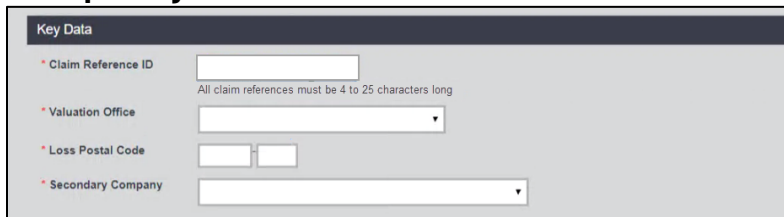
PPV Valuation Request – CCC® Portal

When submitting a PPV Valuation Request via the CCC® Portal, companies that are contracted for Fee Calculator will see the following information:

Key Data Screen

Vehicle Owner Zip Code: The zip code +4 must be populated in the **Loss Postal Code** field on the Key Data screen in order to create the valuation request. The zip code +4 is required for fee calculation.

Example Key Data Screen:



Key Data

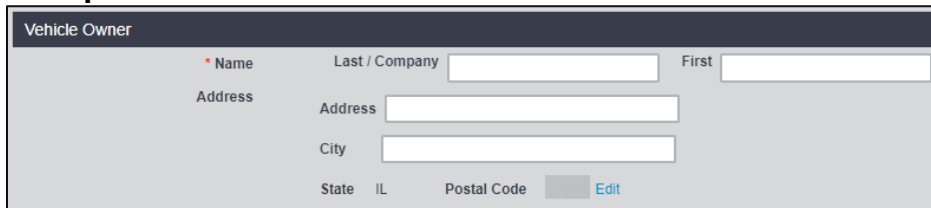
- * Claim Reference ID
All claim references must be 4 to 25 characters long
- * Valuation Office
- * Loss Postal Code
- * Secondary Company

Claim Data Tab

If a 5-digit zip code is entered in the Loss Postal Code field on the Key Data screen, and the Vehicle Owner's full address is entered in the Claim Data tab, the system will attempt to auto-populate the +4-zip code after the valuation request is submitted.

If the +4-zip code is able to be auto-populated by the system, it will display on the Claim Data tab, Key Data screen, and within the MVR. **Note:** If the Vehicle Owner zip code +4 is not able to be populated, fees may not be calculated for the valuation request.

Example Claim Data Tab > Vehicle Owner Section:



Vehicle Owner

- * Name Last / Company First
- Address Address
- City
- State IL Postal Code [Edit](#)

Continued on next page

Vehicle Tab

A new section, **Registration Information**, displays within the **Vehicle** tab for companies with Fee Calculator enabled. Within this section, the user has the ability to denote the appropriate selections within the prompts:

- **Salvage Retained By:** Select if the Salvage is Retained By the **Carrier** or **Owner** using the radio buttons.
Note: Default value may be configured by Carrier. In such case, the adjuster should review and confirm the default setting is appropriate for the given claim.
- **License Plates Are:** Select if the License Plates Are:
 - Transferable:** License Plates are available to be transferred from the loss vehicle to a replacement vehicle for this claim.
 - or -
 - Non-Transferable:** License Plates are unavailable to be transferred from the loss vehicle to a replacement vehicle for this claim.

Note: Default value may be configured by Carrier. In such case, the adjuster should review and confirm the default setting is appropriate for the given claim.

Example Vehicle Tab > Registration Information Section:



Registration Information

Salvage Retained By Carrier Owner

License Plates Are Transferable Non-Transferable

Depending upon vehicle selection, location selection, and company preferences, additional fields may display in the Registration Information section such as but not limited to:

- Registration Date
- Curb Weight
- Gross Weight
- MSRP
- Plate Type
- Number of Plates

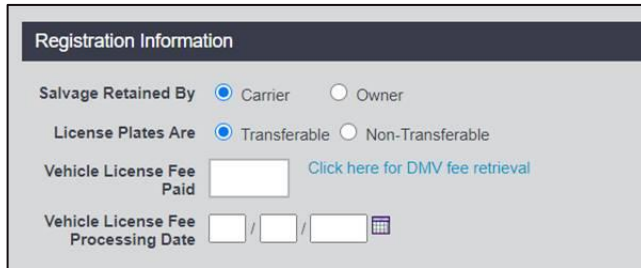
Note: The Registration Information fields are optional, however, if these fields are left blank or not populated appropriately, the corresponding fees may not be calculated. If additional fields are displayed, some of these fields may be pre-populated with information based on the standard vehicle data for the vehicle provided by insurer.

Continued on next page

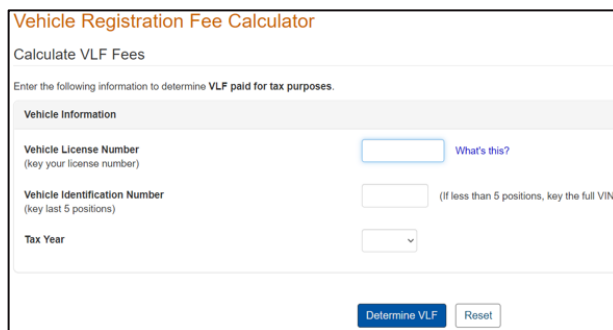
Vehicle Tab, California-Specific

If the Vehicle Owner Zip Code is California-based and the carrier has specified to include Vehicle License Fees in the Fee Calculator product, the fields **Vehicle License Fee Paid** and **Vehicle License Fee Processing Date** will display in the Registration Information section with a link to the California DMV Vehicle Registration Fee Calculator website.

Example Vehicle Tab > Registration Information Section:



Example California DMV Vehicle Registration Fee Calculator Website:



To Populate These Fields:

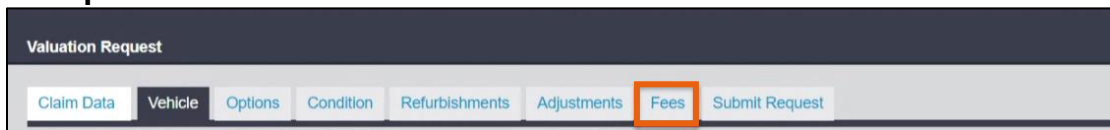
1. Open the **California DMV Vehicle Registration Fee Calculator** website.
2. Enter the **Vehicle License Number**, last 5 positions of the **Vehicle Identification Number (VIN)**, and the **Tax Year**.
3. Click **Determine VLF**.
4. The **DMV Processing Date** and **VLF Paid** amounts should display if the inputs are accurately entered.
5. Enter this information in the respective **Vehicle License Fee** fields of the Registration Information section.

Note: The VLF Fee will be prorated based on the entered inputs and will appear in the **Vehicle Fees** section of the MVR.

Fees Tab

A new tab, **Fees**, displays within the Valuation Request for companies with Fee Calculator enabled. During the Valuation Request process, this tab is disabled. It is enabled during the Post Valuation Change Request Process.

Example Fees Tab:



Additional Information

For additional information regarding the PPV Valuation Submission Process via the CCC® Portal specific to companies that have contracted for Fee Calculator, reference the [CCC® Portal Valuation Request – Fee Calculator Job Aid](#).

PPV Valuation Request – CCC® Estimating

When submitting a PPV Valuation Request via CCC® Estimating, companies that have contracted for Fee Calculator should review the following information:

Contacts Tab

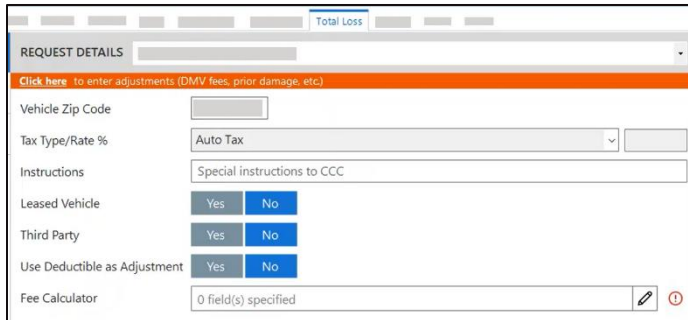
The **Vehicle Owner zip code +4** is required for fee calculation. If the Vehicle Owner's full address and 5-digit zip code is entered in the Contacts tab, the system will attempt to auto-populate the +4-zip code after the valuation request is submitted on the Total Loss Tab. If the +4-zip code is able to be auto-populated by the system, it will display within the MVR but will not display within the Contacts or Total Loss tab.

Note: The Vehicle Owner zip code +4 is not required for valuation submission. If the Vehicle Owner zip code +4 is not populated, fees will not be calculated for the valuation request.

TOTAL LOSS TAB

CCC® Estimating Version 1.8.5 and above:

Example Total Loss Tab:

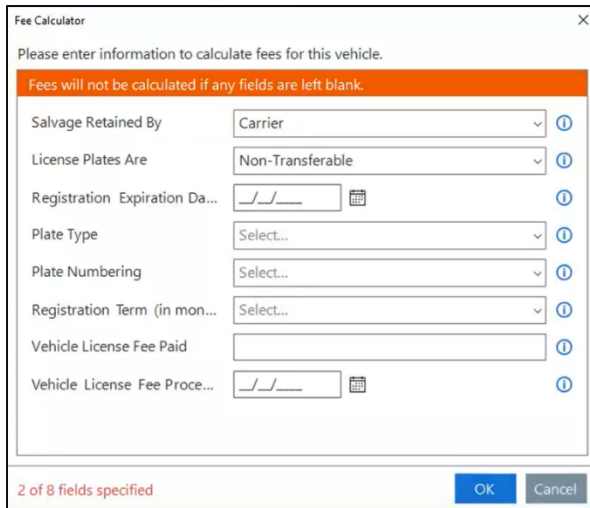


When submitting a valuation request via CCC® Estimating, the user can denote the appropriate Fee Calculator selections.

1. Click the **Fee Calculator field** or **pencil icon**.

Example Fee Calculator pop-up:

2. A Fee Calculator pop-up appears. Populate the fields as appropriate.



Depending upon vehicle selection, location selection, and company preferences, the fields that may display in the Fee Calculator pop-up include:

- Salvage Retained By
- License Plates Are
- Registration Expiration Date
- Plate Type
- Plate Numbering
- No. of Plates
- Owner Age
- Usage Type
- Veteran Status
- Registration Term (in months)
- Enrolled in Oregon
- Seating Capacity
- Curb Weight
- Gross Weight
- MSRP
- City MPG
- Combined MPG
- License Plate Number
- Wholesale Value
- Vehicle License Fee Paid
- Vehicle License Fee Processing Date
- Lien Present

3. When finished populating, click **OK**.

CCC® Estimating Version 1.8.4:

When submitting a valuation request via CCC® Estimating, the user has the ability to denote the appropriate selections within the prompts:

- **Registration Expires:** Enter the date when the registration will expire by typing it in or by using the calendar selection function.
- **License Plate Status:** Select if the License Plates are:
 - Transferable:** License Plates are available to be transferred from the loss vehicle to a replacement vehicle for this claim.
 - or -
 - Non-Transferable:** License Plates are unavailable to be transferred from the loss vehicle to a replacement vehicle for this claim.
- **Salvage Retention:** Select if the Salvage is Retained By the Carrier or Owner using the drop-down menu.
Note: Default value may be configured by Carrier. In such case, the adjuster should review and confirm the default setting is appropriate for the given claim.

Additional Information

For additional information about the carrier-defined fee input preset values used in CCC® Estimating version 1.8.4, please reference the [Fee Calculator Services – Fee Input Preset Values Job Aid](#).

Example Total Loss Tab:

Note: Review the Market Valuation Report (MVR) or other supporting fee documentation to view the fee details. If fee edits are needed, this can be accomplished via submitting a Post Valuation Change Request.

For additional information regarding the PPV Valuation Submission Process via CCC® Estimating specific to companies that have contracted for Fee Calculator, reference the [CCC® Estimating Valuation Request – Fee Calculator Job Aid](#).

Market Valuation Report (MVR) and Other Supporting Fee Documentation

For companies with Fee Calculator enabled, if fees are calculated through submitting the valuation request, fees may display on the Market Valuation Report (MVR) or other supporting fee documentation, depending on your company's configuration.

[Market Valuation Report - Fee Details](#)

[Other Supporting Fee Documentation](#)

Market Valuation Report (MVR)

If your company is configured accordingly and if fees are calculated through submitting the valuation request, fees may display on the Market Valuation Report (MVR).

Valuation Summary Section

If calculated, the total fee amount will display in the **Valuation Summary** section of the MVR as a single post tax adjustment: **Title, Registration and Other Fees**.

Note: If for any reason any fee cannot be calculated for a company with Fee Calculator enabled, no fees will be calculated, and a note will appear in the sidebar of this section informing the user of the error.

ERROR MESSAGE	SCENARIO
Title, registration, and other fees were unable to be determined for this claim. Additional data may be required to calculate applicable fees.	Fees not calculated due to missing data inputs.
Title, registration, and other fees were unable to be determined for this claim. Additional data may be required to calculate applicable fees.	Zip+4 is unavailable.
Title, registration, and other fees were unable to be determined for this claim. Additional data may be required to calculate applicable fees.	Zip+4 and additional data is unavailable.
Title, registration, and other fees were unable to be determined for this claim. No fees have been identified by (Insurance Company) as applicable for reimbursement.	No fees were identified to be applicable to be calculated based on Insurance Company configuration.
Any applicable title, registration, and other fees owed to the claimant are calculated separately by (Insurance Company) and may not be reflected here.	Insurance Company has not configured fees to be calculated for specific state.

Example Valuation Summary Section:

VALUATION SUMMARY		BASE VEHICLE VALUE
Base Vehicle Value	\$ 13,768.00	This is derived per our Valuation methodology described on the next page.
Condition Adjustment	+ \$ 1,072.00	
Adjusted Vehicle Value	\$ 14,840.00	ADJUSTED VEHICLE VALUE
Vehicular Tax (3%)	+ \$ 445.20	This is determined by adjusting the Base Vehicle Value to account for the actual condition of the loss vehicle and certain other reported attributes, if any, such as refurbishments and after factory equipment.
Tax reflects applicable state, county and municipal taxes.		
Title, Registration and Other Fees*	+ \$ 72.00	
Total	\$ 15,357.20	
Adjustments indicated with an Asterisk (*) have been determined by _____ and have been added here for convenience.		Inside the Report
The total may not represent the total of the settlement as other factors (i.e. other applicable fees) may need to be taken into account.		Valuation Methodology.....2
		Vehicle Information.....3
		Vehicle Condition.....6
		Taxes and Fees.....7
		Comparable Vehicles.....8

Continued on next page

Vehicle Fees Section

A new section, **Vehicle Fees**, displays within the MVR for companies with Fee Calculator enabled. This section will be included after the Vehicle Condition section. The Vehicle Fees section lists each individual fee selected for use by the company. The title of each fee is an active URL, when available, leading to a web page containing supporting information regarding that fee from the issuing state government.

Note: If any fee cannot be calculated or if fees were not selected during valuation submission based on current company configuration for a company with Fee Calculator enabled, no fees will be calculated, and this section will display a message in the main panel and sidebar informing the user of the error.

ERROR MESSAGE	SCENARIO
Title, registration, and other fees were unable to be determined for this claim. Additional data may be required to calculate applicable fees.	Fees not calculated due to missing data inputs.
Title, registration, and other fees were unable to be determined for this claim. Zip+4 may be required to calculate fees.	Zip+4 is unavailable.
Title, registration, and other fees were unable to be determined for this claim. Zip+4 and additional data may be required to calculate fees.	Zip+4 and additional data is unavailable.
No fees have been identified by (Insurance Company) as applicable for reimbursement.	No fees were identified to be applicable to be calculated based on Insurance Company configuration.
Any applicable title, registration and other fees owed to the claimant are calculated separately by (Insurance Company) and may not be reflected here.	Insurance Company has not configured fees to be calculated for specific state.

Example Vehicle Fees Section:

TITLE, REGISTRATION AND OTHER FEES

VEHICLE FEES

Plates are: Transferable

Salvage retained by: Insurance Carrier

Title Fees

Certificate of Title	\$ 52.00
--------------------------------------	----------

Plate Fees

License plate transfer Fee	\$ 20.00
Total Title, Registration and Other Fees	\$ 72.00

Fees listed have been identified to be applicable for reimbursement by the _____ based on information provided by _____.

Fees may include title, registration, license plate transfer and other related state/jurisdictional fees.

Fees are determined by vehicle attributes, provided by the Insurance company, including, but not limited to, vehicle type, size, weight, primary usage, vehicle salvaged, or owner retained.

Reference links are provided for informational purposes only. The links and content contained in the links are not produced, maintained or affiliated with CCC, and CCC bears no responsibility for the content provided therein.

Additional Information

For additional information regarding the Market Valuation Report specific to companies that have contracted for Fee Calculator, reference the [How to Read an MVR – Fee Calculator Job Aid](#).

Other Supporting Fee Documentation

If your company is configured accordingly, and if fees are calculated through submitting the valuation request, fees may display on other supporting fee documentation.

Depending on your company's configuration, some or all of these documents may be available when the valuation is returned.

- **Owner Retained Fee Information:** This document displays the fees that will be applied if the Salvage Retention is configured by the carrier to Owner.
- **Carrier Retained Fee Information:** This document displays the fees that will be applied if the Salvage Retention is configured by the carrier to Carrier.
- **Additional Registration Information:** This document provides additional registration details.

These documents will be accessible via **email** and the **Valuation Requests** section of the Claim Folder in the CCC® Portal; they are not accessible from CCC® Estimating.

Valuation Requests				
Date	Valuation Request Number	Proposed Settlement	Status	Actions
07/15/2021		\$	Retrieved	view valuation submission data submit post valuation changes view valuation detail view Owner retained fee information view Carrier retained fee information view Additional registration information

Continued on next page

Owner Retained Fee Information

This document displays the fees that will be applied if the carrier configures the Salvage Retention to Owner. Within this document, the title of each fee is an active URL, when available, leading to a web page containing supporting information regarding that fee from the issuing state government.

Example Owner Retained Fee Information Document:

CCC ONE FEE INFORMATION - OWNER RETAINED

Owner: [REDACTED]
Claim: [REDACTED]
Company: [REDACTED]

OWNER RETAINED VEHICLE FEES

Zip: [REDACTED]
Zip+4: [REDACTED]
Registration Expires: 09/08/2019
Plates are: Transferable
Salvage retained by: Vehicle Owner
Vehicle License Fee Paid: \$ 124.00
Vehicle License Fee Processing 09/08/2018
Date:

Title Fees

Salvage certificate (original/duplicate) - (Additional Reference 1)	\$ 22.00
Total Title, Registration and Other Fees	\$ 22.00

Fees listed have been identified to be applicable for reimbursement by [REDACTED] based on information provided by [REDACTED]. Fees may include title, registration, license plate transfer and other related state/jurisdictional fees.

Fees are determined by vehicle attributes, provided by the Insurance company, including, but not limited to, vehicle type, size, weight, primary usage, vehicle salvaged, or owner retained.

Reference links are provided for informational purposes only. The links and content contained in the links are not produced, maintained or affiliated with CCC, and CCC bears no responsibility for the content provided therein.

Continued on next page

Carrier Retained Fee Information

This document displays the fees that will be applied if the carrier configures the Salvage Retention to Carrier. Within this document, the title of each fee is an active URL, when available, leading to a web page containing supporting information regarding that fee from the issuing state government.

Example Carrier Retained Fee Information Document:

CCC ONE FEE INFORMATION - CARRIER RETAINED

CARRIER RETAINED VEHICLE FEES

Zip: [REDACTED]

Zip+4: [REDACTED]

Registration Expires: 09/08/2019

Plates are: Transferable

Salvage retained by: Insurance Carrier

Vehicle License Fee Paid: \$ 124.00

Vehicle License Fee Processing 09/08/2018
Date:

Title Fees

Title Transfer Fee - (Additional Reference 1)	\$ 15.00
---	----------

Registration Fees

Vehicle License Fee	\$ 0.00
Registration Fee - (Additional Reference 1)	\$ 0.00
California Highway Patrol Fee - (Additional Reference 1)	\$ 0.00
Transportation Improvement Fee - (Additional Reference 1)	\$ 0.00

Plate Fees

Reflectorized license plate - (Additional Reference 1)	\$ 0.00
--	---------

Additional Fees

Service Authority for Freeway Fee - (Additional Reference 1)	\$ 0.00
Air Quality Fee - (Additional Reference 1)	\$ 0.00
Smog abatement - (Additional Reference 1)	\$ 0.00
Alternative Fuel/Technology Registration - (Additional Reference 1) - (Additional Reference 2)	\$ 0.00
Fingerprint ID Fee - (Additional Reference 1)	\$ 0.00
Auto Theft/DUI Deterrent Fee - (Additional Reference 1)	\$ 0.00
Total Title, Registration and Other Fees	\$ 15.00

Owner: [REDACTED]
 Claim: [REDACTED]
 Company: [REDACTED]

Fees listed have been identified to be applicable for reimbursement by [REDACTED] based on information provided by [REDACTED]. Fees may include title, registration, license plate transfer and other related state/jurisdictional fees.

Fees are determined by vehicle attributes, provided by the Insurance company, including, but not limited to, vehicle type, size, weight, primary usage, vehicle salvaged, or owner retained.

Reference links are provided for informational purposes only. The links and content contained in the links are not produced, maintained or affiliated with CCC, and CCC bears no responsibility for the content provided therein.

Continued on next page

Additional Registration Information

This document provides additional registration details for the vehicle from the primary garage state.

Note: Depending on the carrier configuration and state selection, this document may not be available.

Example Additional Registration Information Document:

CCC ONE ADDITIONAL REGISTRATION INFORMATION		Owner: [REDACTED] Claim: [REDACTED] Company: [REDACTED]
VEHICLE DATA		<p>Personal information (including, but not limited to: name, address, date of birth, DL number) appearing on driver and vehicle records is protected by the Driver Privacy Protection Act (DPPA). The use of personal information for reasons not allowed by the DPPA will result in loss of information access privileges and may result in legal action.</p> <p>Any person who knowingly discloses any information in violation of the Driver Privacy Protection Act (DPPA) may be subject to criminal sanctions and civil liability specified in law for unauthorized use of the data.</p>
Vehicle	[REDACTED]	
VIN	[REDACTED]	
Registration Expiry	07/08/18	
Tag	[REDACTED]	
Title Issued	10/15/2018	
Use	Auto (11)	
CONDITIONS		
NO MAILING ADDRESS		
02/22/13 PREV LIC [REDACTED]		
REC STATUS:		
10/20/18 NONREP VEH COMP BURN DATE LOSS 10/09/17		
07/02/2012-ODOMETER: 68,171 MILES ACTUAL MILEAGE		
VLF REFUND		
Total Refund	\$ 24.00	
VEHICLE INTERESTS		
Registered Owner	[REDACTED]	
Legal Owner(Lienholder)	No Legal Owner(Lienholder) Found	

PPV Post Valuation Request – CCC® Portal

When submitting a PPV Post Valuation Change Request via the CCC® Portal, companies that are contracted for Fee Calculator will see the following information:

Key Data Screen

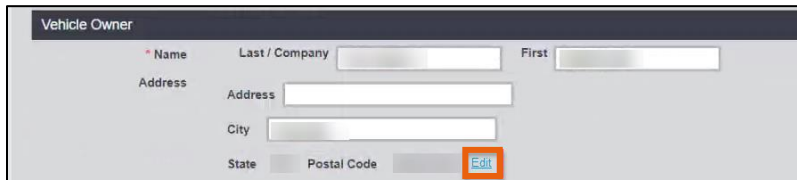
Vehicle Owner Zip Code: The last four digits of the nine-digit zip code can be edited via Post Valuation Change Request. The zip code +4 is required for fee calculation.

Note: The first 5 digits of the nine-digit zip code cannot be edited via Post Valuation Change Request.

To edit the last four digits of the nine-digit zip code:

1. Open the **Claim Data** tab.
2. In the **Vehicle Owner** section, click **Edit** next to the **Zip Code**.
3. The **Key Data** screen opens with the last four digits enabled to be edited.
4. Edit the last four digits as needed, then click **Continue**.

Example Claim Data Tab > Vehicle Owner Section:



Vehicle Tab

The fields that display within the **Registration Information** section of the Vehicle Tab can be updated via Post Valuation Change Request.

- **Salvage Retained By: Carrier or Owner** using the radio buttons.
- **License Plates Are:** Select if the License Plates Are:
 - Transferable:** License Plates are available to be transferred from the loss vehicle to a replacement vehicle for this claim.
 - or -
 - Non-Transferable:** License Plates are unavailable to be transferred from the loss vehicle to a replacement vehicle for this claim.

Depending upon vehicle selection, location selection, and company preferences, additional fields may display in the Registration Information section such as but not limited to: Registration Date, Curb Weight, Gross Weight, MSRP, Plate Type, Number of Plates.

Example Vehicle Tab > Registration Information Section:



Continued on next page

Fees Tab

A new tab, **Fees**, displays within the Post Valuation Change Request for companies with Fee Calculator enabled. This tab displays the fees that will be applied to the vehicle based on the information provided.

Note: If fees were not calculated in the Valuation or Post PPV Valuation Request due to missing or inputted data, the **Fees** tab will display any applicable errors.

Depending upon company preference, the information in this screen will appear as:

- **A single column** - to display the fees that will be applied
- or -
- **As two columns** - the left column to display the fees that will be applied if the **Salvage Retention** radio button selection is configured by the carrier to **Carrier**, and the right column to display the fees that will be applied if the **Salvage Retention** radio button selection is configured by the carrier to **Owner**.

Note: The selected Salvage Retention option will be denoted as Currently Selected in the column heading, and the MVR will only include the fees based on the selected Salvage Retention option.

Example Fees Tab:

The screenshot shows the 'Update Valuation Request' interface with the 'Fees' tab selected. The interface is divided into two columns: 'Carrier Retained - Currently Selected' and 'Owner Retained'. Each column contains a table of fees. The 'Carrier Retained' table shows a total amount of 92.00, while the 'Owner Retained' table shows a total amount of 20.00. A 'Continue' button is located at the bottom right of the interface.

Carrier Retained - Currently Selected	
Name	Amount(US\$)
Certificate of Title	52.00
License Plate	
Name	Amount(US\$)
Replacement plate	20.00
License plate transfer Fee	20.00
Total Amount	92.00

Owner Retained	
Name	Amount(US\$)
Replacement plate	20.00
Total Amount	20.00

Additional Information

For additional information regarding the Post Valuation Change Submission Process via the CCC® Portal specific to companies that have contracted for Fee Calculator, reference the [CCC Portal Post Valuation Change Request - Fee Calculator Job Aid](#).

Version History

Version Number	Revision Date	Description
1.0	08/01/2021	Version history added for tracking; no other changes added.
2.0	08/16/2021	Other supporting fee documentation information added to applicable areas of document.
3.0	10/22/2021	Additional registration information added to applicable areas of document.
4.0	01/25/2023	Updated branding and formatting.