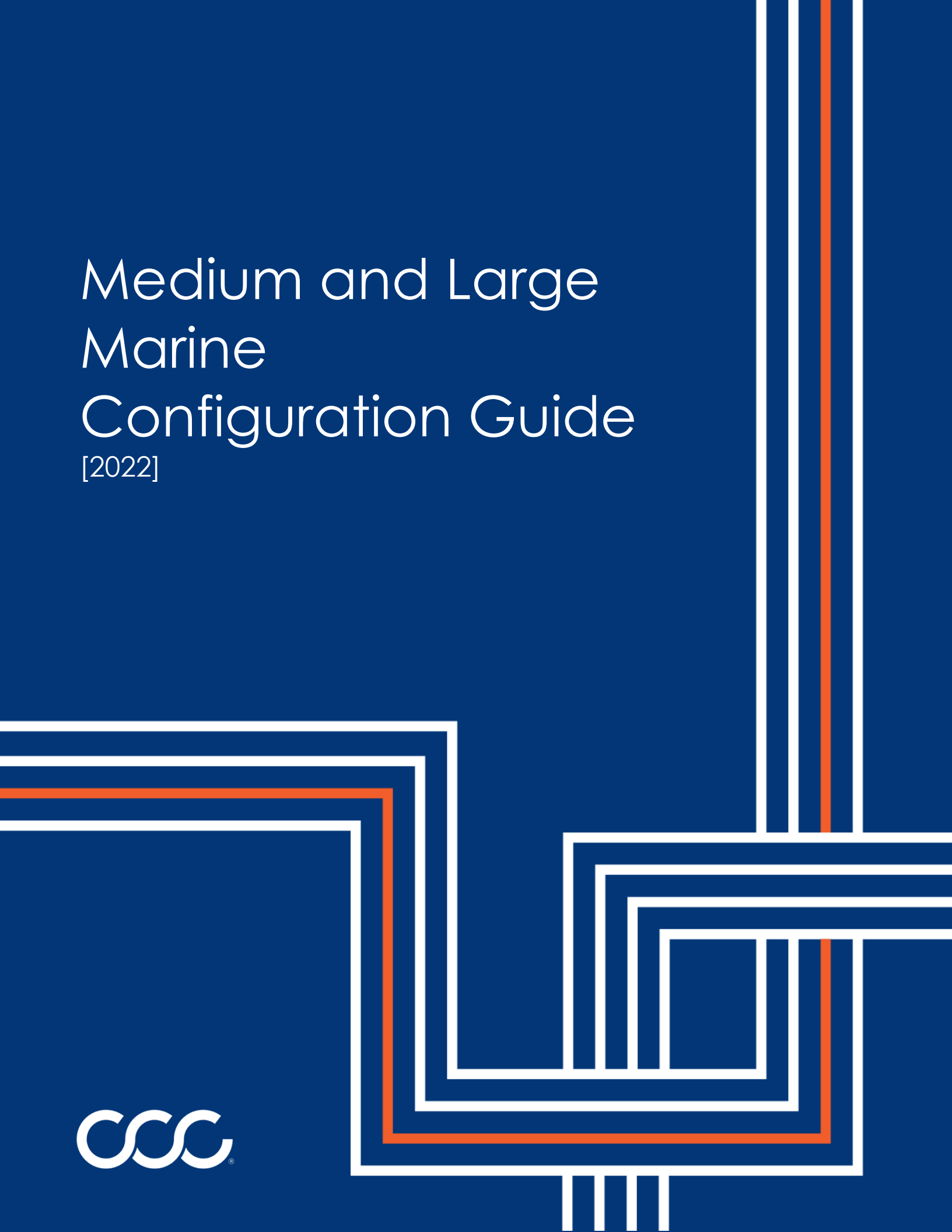


Medium and Large Marine Configuration Guide [2022]



The Essential Questions

Information needed on Medium and Large Marine

- What is the year, make and model of boat?
- What type of boat is being valued?
- What is the length of the boat?
- What is the motor's year/make/model/horsepower?

General Information - A Power Boat is a boat that has, or can have, a motor. These boats are propelled primarily by an inboard motor, outboard motor or water jet. Sailboats are boats that use wind as their primary method of propulsion. It is common for sailboats to have some type of auxiliary engine, since they are typically required to be 'under power' when in the harbor. This does not make them a powerboat since the sailboat is designed to be operated by mainly the wind.

Please provide CCC the year, make, model, length, and motor information for all boats, if applicable. The last 2 numbers on the boat's HIN will typically provide the hull year.

On boats with outboard motors, please provide CCC the year, make and horsepower of the motor. The boat hull and motor can be valued separately if needed.

For Stern, Jet, Inboard, V-drive, and Inboard/Outboard boats, please provide CCC the horsepower of the motor. The hull and the motor are run together on these boat types, because they are considered a single unit.

Types of Boats

Air Boat - This may also be known as a "fan boat". This is a flat-bottomed boat propelled in a forward direction by an aircraft-type propeller. Typically powered by either an aircraft or automotive engine. Most commonly found in Florida and other gulf states.



Bass Boat - Low-sided boats that are built specifically for fishing in shallow water, lakes and rivers. The fishing deck is almost even with the top sides of the boat.



Fishing Deck

Jet Boat - A boat propelled by a jet of water ejected from the back of the craft. A jet boat draws the water from under the boat into a pump inside the boat, then expels it through a nozzle at the stern. Note: These are occasionally mistaken for a jet ski.

Power Catamaran - A multi-hulled power boat consisting of two parallel hulls of equal size. May also be known as a "cat"

Center Console - Primarily a fishing boat, these have their controls in the center of the vessel. These are often found in coastal areas.



T-Top

Cuddy Cabin - This boat has a closed-bow, with a hatch to a small cabin under the deck with sleeping quarters.

Walkaround - A walkaround is a cross between a center console and a cuddy boat. It is typically used for fishing and is equipped with a full-length primary deck and a small cabin. These are often found in coastal areas.

Deck Boat - This vessel is like a pontoon boat but has a full hull that is commonly made of fiberglass or aluminum.

Cruiser - A Cruiser is a fast cruising boat. It typically has a full head, a galley and sleeping space for up to 6 people. There is usually a large open area near the steering area and in the back of the boat.

Fishing Boat - A fishing boat is characterized as a V-hull boat and is usually aluminum.



Bowrider - Characterized as an open-bow boat, with seating in the front of the boat.



Runabout - Like a bowrider but has a closed bow.



Fish and Ski - Typically defined as a fishing boat with a swim deck on the back of the vessel. A combination of a fishing boat and a bowrider.



Ski Boat - Ski boats are specialized motorboats specifically designed to safely tow one or more water skiers. The engine is usually a high-horsepower marine or automobile engine and is typically placed in the midsection of the boat.

Wakeboard - Similar to a ski boat, however has racks to carry wakeboards.



Wakeboard Racks

Wakeboard Tower

Utility or Jon Boat - Short, flat-bottom boats, these do not have a lot of equipment and may come with oars. These are used primarily for shallow-water fishing and hunting.

Pontoon - A boat that has a wide, open deck that floats on two long, hollow tubes.

Tri-toon - Similar to a pontoon, except that the tri-toon has an additional tube in the middle for more stability. Usually available on longer boats (24 feet and longer).



Trawler - Also known as a dragger. This vessel is typically designed as a commercial fishing boat to operate fishing trawls.

Houseboat - These are usually large boats, either on pontoons or planning craft, that have large living and sleeping accommodations aboard. They are sometimes described as a floating motorhome. Please provide CCC pictures and a build sheet, or a complete list of options for the vessel.



Sloop - A sailboat with 1 mast and 2 sails. The Mast is the center pole that holds the sails.

Yawl - A sailboat with 2 masts and multiple sails.



Engine Types

On boats with outboard motors, please provide CCC the year, make and horsepower of the motor. The hull and motor can be valued separately by request. On stern, jet, inboard, V-drive, and inboard/outboard boats, please provide CCC the horsepower of the motor. The hull and motor normally are valued together because they are considered a single unit.

Outboard Motor - An engine that can be mounted to the outside of a boat by the transom.



Jet Drive Motor - An engine that propels the boat forward by a jet of water that is ejected from the rear of the vessel. The water is drawn into the engine from under the boat by a pump and then is expelled through a nozzle at the back or stern of the boat.

Stern Drive Motor - Also known as an inboard/outboard motor. The engine inside the boat near the stern and the propeller or outdrive system lies outside the boat below the water line.



Inboard Motor - This engine is located inside the hull of a boat. A drive shaft extends out the bottom of the vessel attached to the propeller.


V-Drive Motor - The difference between an Inboard Motor and a V-Drive Motor is the engine position in the boat and the location of the driveshaft coming out of the engine.

Boat Options

Trolling Motor - A trolling motor is always electric, and knowing the pounds of thrust is helpful. It is usually mounted at the front of a boat.



Kicker Motor - A kicker motor is always gas and mounted to the transom. Like an outboard engine, the year, make and horsepower is requested to include in the value.




Fish Finder - Used to locate fish, also has depth finder capabilities. Please note if the fish finder has GPS.

Fish Finder with GPS



Fish Finder (No GPS)



Cockpit Cover

Bow Cover

Downrigger - can be manual or electric.



Radar Arch



VHF Radio - Also called ship to shore Radio. Similar to a CB Radio.



Note: This is not an all-inclusive list. Please include any pictures, pricing information or build sheets when available.