

## How to Request & Review CCC ONE® Valuation – Vehicle Equipment

**Overview** CCC ONE® Valuation – Vehicle Equipment Report (VER) contains vehicle configuration data from multiple 3rd party data providers. The information identifies pricing, standard equipment, available equipment and available packages.

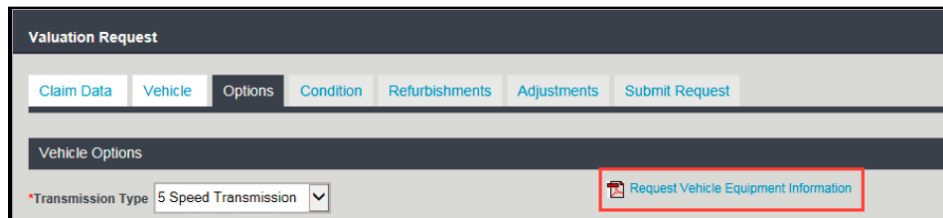
This information can be used to compare how the loss vehicle was configured by the adjuster or appraiser with the manufacturer's standard and available equipment for that vehicle.

---

### Request Vehicle Equipment

**Vehicle Equipment Information can be requested from either of the locations listed below:**

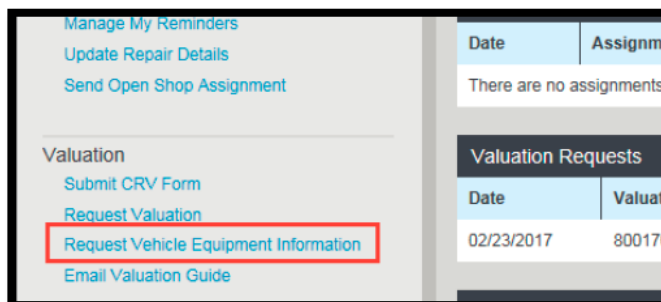
In the Valuation Request, in the **Options** tab, click the **Request Vehicle Equipment Information** link.



The screenshot shows the 'Valuation Request' interface with the 'Options' tab selected. Under the 'Vehicle Options' section, there is a dropdown menu for 'Transmission Type' set to '5 Speed Transmission'. To the right, a red box highlights the 'Request Vehicle Equipment Information' link.

- or -

In the Claim Folder, in the side panel under **Valuation**, click the **Request Vehicle Equipment Information** link.



The screenshot shows a side panel with a 'Valuation' section. The 'Request Vehicle Equipment Information' link is highlighted with a red box. To the right, there are two tables: 'Assignments' (empty) and 'Valuation Requests' (one entry).

Date	Assignm
There are no assignments	

Date	Valuat
02/23/2017	80017

**Note:** A valid vehicle VIN must be associated with the request in order to request a VER. It may take a few seconds to retrieve the Vehicle Equipment Information.

---

*Continued on Next Page*



## How to Request & Review CCC ONE® Valuation – Vehicle Equipment, continued

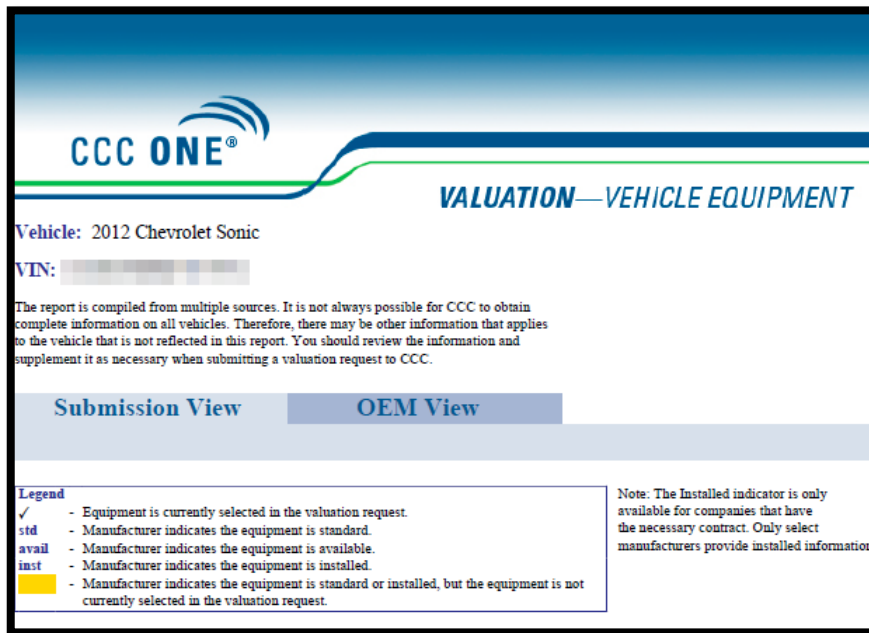
### Review Vehicle Equipment

This table reviews the sections of the CCC ONE® Valuation – Vehicle Equipment Report. The retrieved information is returned as a PDF document.

**Note:** The PDF is not stored in the Claim folder. However, you can request the information as many times as needed, as well as email or save it.

### Header Section

This section includes the vehicle year, make, model and VIN information, as well as a vehicle image (if available).



Legend	
✓	Equipment is currently selected in the valuation request
std	Manufacturer indicates the equipment is standard
avail	Manufacturer indicates the equipment is available
inst	Manufacturer indicates the equipment is installed
<span style="background-color: yellow; border: 1px solid black; display: inline-block; width: 15px; height: 15px;"></span>	Manufacturer indicates the equipment is standard or installed, but the equipment is not currently selected in the valuation request
(blank)	Equipment not available for the vehicle from the manufacturer

**Note:** Check marks are only present on the Valuation - Vehicle Equipment information when the request is made during the Valuation Request process. The Installed indicator is only available for companies that have the necessary contract. Only select manufacturers provide installed information.

*Continued on Next Page*



## How to Request & Review CCC ONE® Valuation – Vehicle Equipment, continued

### Review Vehicle Equipment, continued

It is important to understand how to review the equipment information. The table below overviews ways in which the equipment can be listed and its corresponding explanation.

Example	Indicates the Equipment is...
Power Antenna	Not selected as present on the vehicle, and <b>is not</b> standard or available from the manufacturer
✓ Power Brakes - <b>std</b>	Is selected as present and is standard from the manufacturer
✓ Power Windows - <b>avail</b>	Is selected as present and is available from the manufacturer
Intermittent Wipers - <b>std</b>	Not selected by the adjuster or appraiser, but is standard from the manufacturer

**Note:** For each of the above scenarios, the appraiser or adjuster should verify that the equipment is on the vehicle.

Example	Indicates the Equipment is...
Climate Control - <b>avail</b>	Not selected by the adjuster or appraiser, but is available from the manufacturer  <b>Appraiser / Adjuster Action:</b> Verify the equipment <b>is not</b> on the vehicle
✓ Alarm	Is selected, but it is not standard or available from the manufacturer  <b>Appraiser / Adjuster Action:</b> Verify the equipment <b>may be</b> on the vehicle

---

*Continued on Next Page*



# How to Request & Review CCC ONE® Valuation – Vehicle Equipment, continued

**Review Vehicle Equipment, continued**

## Original Prices Section

This section includes the MSRP, Invoice and Destination price of all the vehicles returned for the provided VIN.

### Sample VER:

Original Prices	MSRP	Invoice
Vehicle 1: 2016 Toyota 4Runner 4WD 4dr V6 SR5 (GS)	\$35,885.00	\$33,014.00
Vehicle 2: 2016 Toyota 4Runner 4WD 4dr V6 Limited (Natl)	\$44,360.00	\$40,810.00
Vehicle 3: 2016 Toyota 4Runner 4WD 4dr V6 Limited (GS)	\$44,360.00	\$40,810.00
Vehicle 4: 2016 Toyota 4Runner 4WD 4dr V6 SR5 (SE)	\$35,885.00	\$33,014.00
Vehicle 5: 2016 Toyota 4Runner 4WD 4dr V6 Trail (Natl)	\$36,915.00	\$33,962.00

\* If multiple vehicles are listed, the VIN provided has multiple vehicle styles/ trims for this model

**Note:** Within the Submission view for Ford, Lincoln, and Mercury Model Year 2000 and newer vehicles, the **Invoice** value will always display as N/A.

Term	Definition
<b>MSRP</b>	Manufacturer Suggested Retail Price is the price that the manufacturer recommends the retailer sell the product
<b>Invoice</b>	Price a car dealer pays to the manufacturer for each vehicle purchased
<b>Destination Price</b>	Amount the automaker charges the dealer to deliver a new vehicle from the factory

**Note:** For some manufactures the VIN does not always decode to a unique vehicle. Though additional vehicle information is provided to the 3rd party, in some cases multiple vehicle records may still appear in the “Original Prices” section.

---

*Continued on Next Page*



## How to Request & Review CCC ONE® Valuation – Vehicle Equipment, continued

### Review Vehicle Equipment, continued

### Equipment Section

This section includes information on the vehicle equipment, which appears the same way it is listed in the Valuation Request. This helps the adjuster or appraiser identify equipment that may be on the loss vehicle.

Transmission			
Automatic Transmission	Overdrive	<b>6 Speed Transmission - inst</b>	<input checked="" type="checkbox"/> 5 Speed Transmission
4 Speed Transmission	3 Speed Transmission	4 Wheel Drive	
Power			
<input checked="" type="checkbox"/> Power Steering - inst	<input checked="" type="checkbox"/> Power Brakes - inst	<input checked="" type="checkbox"/> Power Windows - inst	<input checked="" type="checkbox"/> Power Locks - inst
<input checked="" type="checkbox"/> Power Mirrors - inst	<input checked="" type="checkbox"/> Heated Mirrors - inst	Power Driver Seat	Power Passenger Seat
Memory Package	Power Adjustable Pedals		

### Other Available Equipment Section

This section provides other equipment that may need to be considered before submitting the valuation.

Other			
Fog Lamps	<input checked="" type="checkbox"/> Traction Control - inst	<input checked="" type="checkbox"/> Stability Control - inst	Rear Spoiler
Signal Integrated Mirrors	Trailer Hitch	Xenon Headlamps	Headlamp Washers
California Emissions	Power Trunk/Gate Release		

### Available Packages Section

This section includes detailed information on packages the loss vehicle may have. Equipment selected by the user is indicated by a check mark. This information can be used to help determine if a package is included on a vehicle.

Available Packages
No packages available for this vehicle.

Continued on Next Page



# How to Request & Review CCC ONE® Valuation – Vehicle Equipment, continued

## Reviewing Available Equipment

This section identifies all equipment and packages that were available at the time the vehicle was manufactured. For vehicles with build sheets, installed equipment is identified in this section of the report.

### Sample VER:

**CCC ONE®**

**VALUATION—VEHICLE EQUIPMENT**

Vehicle: 2012 Chevrolet Sonic  
 VIN: [REDACTED]

The report is compiled from multiple sources. It is not always possible for CCC to obtain complete information on all vehicles. Therefore, there may be other information that applies to the vehicle that is not reflected in this report. You should review the information and supplement it as necessary when submitting a valuation request to CCC.

Submission View | OEM View

**Legend**  
 OEM - Original Equipment Manufacturer  
 MSRP - Manufacturer Suggested Retail Price for equipment or packages

**Available Equipment**  
 This section identifies all equipment and packages that were available at the time the vehicle was manufactured.

	MSRP	OEM CODE	EQUIPMENT
Installed	\$ 700	LUV	ENGINE, ECOTEC TURBO 1.4L VARIABLE VALVE TIMING DOHC 4-CYLINDER SEQUENTIAL MFI (138 hp [103 kW] @ 4900 rpm, 148 lb-ft of torque [199.8 N-m] @ 1850 rpm)
Installed	\$ -	NE1	EMISSIONS, ARIZONA, CONNECTICUT, MAINE, MARYLAND, MASSACHUSETTS, NEW JERSEY, NEW YORK, OREGON, PENNSYLVANIA, RHODE ISLAND, VERMONT AND WASHINGTON STATE REQUIREMENTS
Installed	\$ -	MM3	TRANSMISSION, MANUAL
Installed	\$ -	FXB	AXLE, 3.65 RATIO
Installed	\$ -	1LT	1LT PREFERRED EQUIPMENT GROUP

OEM	Original Equipment Manufacturer
MSRP	Manufacturer Suggested Retail Price for equipment or packages.

Continued on Next Page



## How to Request & Review CCC ONE® Valuation – Vehicle Equipment, continued

### Reviewing Available Equipment, continued

Within the OEM view for Ford, Lincoln, and Mercury Model Year 2000 and newer vehicles, only **Installed Equipment** descriptions will display. Some Ford Equipment may be prefaced by the word “**Less**” indicating that the listed equipment was NOT installed on the vehicle.

**Note:** If NO equipment is returned for Ford data, only the **Vehicle** and **VIN** values will be populated within the OEM view.

### Sample U.S. Ford / Lincoln / Mercury VER OEM View (Model Year 2000 and Newer):

The screenshot displays the CCC ONE Valuation—Vehicle Equipment interface. At the top, the CCC ONE logo is on the left, and the title 'VALUATION—VEHICLE EQUIPMENT' is on the right. Below the header, the vehicle information is shown: 'Vehicle: 2012 Ford Fiesta SE' and 'VIN: [REDACTED]'. A disclaimer states: 'The report is compiled from multiple sources. It is not always possible for CCC to obtain complete information on all vehicles. Therefore, there may be other information that applies to the vehicle that is not reflected in this report. You should review the information and supplement it as necessary when submitting a valuation request to CCC.' Below the disclaimer are two tabs: 'Submission View' and 'OEM View'. Under the 'OEM View' tab, the 'Installed Equipment' section is visible. It includes a sub-header 'EQUIPMENT' and a list of items: '1.6L TIVCT PFI Sigma', '6 Speed Auto Trans GFT DPS6', 'LHD 2WD (Front Wheel Drive)', 'Blue Candy Tinted C/C', 'Charcoal Black/Light Stone', 'High Cloth (Crossroad)', 'Manual Air Conditioning', 'Less Version Packages', 'Less Exterior Dress Up Package' (highlighted with a red box), 'FEATURE CONTENT GROUP 1', 'With English Language Label', 'Owner Hand Book Pack', and 'Sunvisor Pass/Dr Sing Non-III W/Mir'.

**Note:** Ford, Lincoln, and Mercury Build Sheet data can only be retrieved by customers with the Ford Build Sheet feature enabled on their contract.

Continued on Next Page



# How to Request & Review CCC ONE® Valuation – Vehicle Equipment, continued

## Reviewing Standard Equipment

This section identifies all equipment and packages that are standard according to the manufacturer.

Standard Equipment
<b>MECHANICAL</b>
Engine, ECOTEC 1.8L Variable Valve Timing DOHC 4-cylinder sequential MFI estimated (138 hp [103 kW] [168.8 N-m] @ 3800 rpm)
Transmission, manual
Axle, 3.94 ratio
Front wheel drive
Transmission, 5-speed manual

---





## Version History

Version Number	Revision Date	Description
1.0	08/24/2021	Version history added for tracking; no other changes implemented.

