

# How to Read the Market Valuation Report

## Overview


This job aid is a review of each section of the Market Valuation Report (MVR) and the information included in it.

**Note:** This report may vary slightly based on your company's configuration or as a result of state-specific regulations.

## Report Summary Page

The first page of the MVR is the Report Summary Page. This page includes information about the claim, insurance information and a summary of the Valuation.

**Note:** Each section is reviewed in further detail within this job aid.



## MARKET VALUATION REPORT

Prepared for COMPANY

### REPORT SUMMARY

#### CLAIM INFORMATION

Owner	Last, First City, ST #####
Loss Vehicle	2017 Nissan Rogue SV AWD
Loss Incident Date	11/01/2019
Claim Reported	01/15/2020

#### INSURANCE INFORMATION

Report Reference Number	#####
Claim Reference	#####
Adjuster	Last, First
Odometer	24,098
Last Updated	01/15/2020 01:15 PM

#### VALUATION SUMMARY

Base Vehicle Value	\$ 19,608.00
Condition Adjustment	+ \$ 162.00
<b>Adjusted Vehicle Value</b>	<b>\$ 19,770.00</b>
Vehicular Tax (7.5%)	+ \$ 1,482.75
Tax reflects applicable state, county and municipal taxes.	
<b>Total</b>	<b>\$ 21,252.75</b>

The total may not represent the total of the settlement as other factors (e.g. license and fees) may need to be taken into account.

The CCC ONE® Market Valuation Report reflects CCC Information Services Inc.'s opinion as to the value of the loss vehicle, based on information provided to CCC by COMPANY.

Loss vehicle has 45% fewer than average mileage of 43,900.

**BASE VEHICLE VALUE**

This is derived per our Valuation methodology described on the next page.

**ADJUSTED VEHICLE VALUE**

This is determined by adjusting the Base Vehicle Value to account for the actual condition of the loss vehicle and certain other reported attributes, if any, such as refurbishments and after factory equipment.

**Inside the Report**

- Valuation Methodology..... 2
- Vehicle Information..... 3
- Vehicle Condition..... 6
- Comparable Vehicles..... 8
- Valuation Notes..... 10
- Supplemental Information..... 11

*Continued on next page*

## How to Read the Market Valuation Report, Continued

### Claim Information

This section includes information on the Owner, Garage Location, and the Loss Vehicle.

CLAIM INFORMATION	
Owner	Last, First City, ST #####
Loss Vehicle	2017 Nissan Rogue SV AWD
Loss Incident Date	11/01/2019
Claim Reported	01/15/2020

### Insurance Information

This section includes reference numbers (for the report and the claim), Adjuster and Appraiser names and the Odometer.

INSURANCE INFORMATION	
Report Reference Number	#####
Claim Reference	#####
Adjuster	Last, First
Odometer	24,096
Last Updated	01/15/2020 01:15 PM

### Valuation Summary

This section includes the Base Vehicle Value, Condition Adjustment, Adjusted Vehicle Value and the Total for the Valuation.

VALUATION SUMMARY		BASE VEHICLE VALUE
<b>Base Vehicle Value</b>	<b>\$ 19,608.00</b>	This is derived per our Valuation methodology described on the next page.
Condition Adjustment	+ \$ 162.00	
<b>Adjusted Vehicle Value</b>	<b>\$ 19,770.00</b>	ADJUSTED VEHICLE VALUE
Vehicular Tax (7.5%)	+ \$ 1,482.75	This is determined by adjusting the Base Vehicle Value to account for the actual condition of the loss vehicle and certain other reported attributes, if any, such as refurbishments and after factory equipment.
Tax reflects applicable state, county and municipal taxes.		
<b>Total</b>	<b>\$ 21,252.75</b>	<a href="#">Inside the Report</a>
The total may not represent the total of the settlement as other factors (e.g. license and fees) may need to be taken into account.		

**Base Vehicle Value:** This is derived per our Valuation methodology described on page 2 of the MVR.

**Adjusted Vehicle Value:** This is determined by adjusting the Base Vehicle Value to account for the actual condition of the loss vehicle and certain other reported attributes, if any, such as refurbishments and after factory equipment.

*Continued on next page*

## How to Read the Market Valuation Report, Continued

---

### Side Bar

<b>BASE VEHICLE VALUE</b> This is derived per our Valuation methodology described on the next page.
<b>ADJUSTED VEHICLE VALUE</b> This is determined by adjusting the Base Vehicle Value to account for the actual condition of the loss vehicle and certain other reported attributes, if any, such as refurbishments and after factory equipment.

Throughout the MVR, the side panel provides definitions of terms in the report and additional supporting information.

### Table of Contents

<b>Inside the Report</b>	
Valuation Methodology.....	2
Vehicle Information.....	3
Vehicle Condition.....	6
Comparable Vehicles.....	8
Valuation Notes.....	10
Supplemental Information.....	11

The Table of Contents is located on the lower-right side of the Report Summary Page. It identifies each section and its location within the MVR.

---

*Continued on next page*

# How to Read the Market Valuation Report, Continued

## Valuation Methodology

This section reviews the CCC Valuation Methodology. This methodology includes identifying the loss vehicle and configuring it, locating comparables and calculating the valuation.

CCC ONE MARKET VALUATION REPORT | Owner: Last, First  
Claim: #####

### VALUATION METHODOLOGY

How was the valuation determined?

**CLAIM INSPECTION**  
COMPANY has provided CCC with the zip code where the loss vehicle is garaged, loss vehicle VIN, mileage, equipment, as well as loss vehicle condition, which is used to assist in determining the value of the loss vehicle.

**DATABASE REVIEW**  
CCC maintains an extensive database of vehicles that currently are or recently were available for sale in the U.S. This database includes vehicles that CCC employees have physically inspected, as well as vehicles advertised for sale by dealerships or private parties. All of these sources are updated regularly.

**SEARCH FOR COMPARABLES**  
When a valuation is created the database is searched and comparable vehicles in the area are selected. The zip code where the loss vehicle is garaged determines the starting point for the search. Comparable vehicles are similar to the loss vehicle based on relevant factors.

**CALCULATE BASE VEHICLE VALUE**  
Adjustments to the price of the selected comparable vehicles are made to reflect differences in vehicle attributes, including mileage and options. Dollar adjustments are based upon market research.  
Finally, the Base Vehicle Value is the weighted average of the adjusted values of the comparable vehicles based on the following factors:

- Source of the data (such as inspected versus advertised)
- Similarity (such as equipment, mileage, and year)
- Proximity to the loss vehicle's primary garage location
- Recency of information

Continued on next page

## How to Read the Market Valuation Report, Continued

**Vehicle Information** The Vehicle Information section spans several pages and includes Vehicle Details, Vehicle History and Vehicle Equipment.

**Vehicle Details** This section provides vehicle information, including the Location, VIN, Year, Make, Model, Trim, Body Style, Body Type, Engine information and information about the Transmission and Curb Weight.

VEHICLE DETAILS	
Location	CITY, ST #####
VIN	#####
Year	2017
Make	Nissan
Model	Rogue
Trim	SV
Body Style	AWD
Body Type	Sports Utility
Engine -	
Cylinders	4
Displacement	2.5L
Fuel Type	Gasoline
Carburation	Sequential MPI
Transmission	Automatic Transmission 4 Wheel
Curb Weight	Drive 3571 lbs

**Vehicle History Summary** This section provides summary information about Experian Autocheck, National Insurance Crime Bureau (NICB), and the National Highway Traffic Safety Administration (NHTSA). **Note:** Additional information is available in detail further in the MVR.

VEHICLE HISTORY SUMMARY		
CCC VINguard®	2 Possible Total Losses	
	2 Vehicle Market History Information	12/03/2019
Experian AutoCheck	No Title Problem Found	

*Continued on next page*

## How to Read the Market Valuation Report, Continued

### Vehicle Equipment

The Vehicle Equipment Page identifies equipment that is either Standard or Additional Equipment for the vehicle using new icons as indicators.

**Standard:** This equipment is included in the base configuration of the vehicle at the time of purchase.

**Additional:** Equipment that is not Standard but was noted to be on the loss vehicle.

VEHICLE EQUIPMENT		
Odometer	24,096	
Transmission	Automatic Transmission	✓
	4 Wheel Drive	✓
Power	Power Steering	✓
	Power Brakes	✓
	Power Windows	✓
	Power Locks	✓
	Power Mirrors	✓
	Power Driver Seat	✓
	Power Passenger Seat	📄
Decor/Convenience	Air Conditioning	✓
	Climate Control	✓
	Tilt Wheel	✓
	Cruise Control	✓
	Rear Defogger	✓
	Intermittent Wipers	✓
	Console/Storage	✓
Overhead Console	✓	

To the left is the equipment of the loss vehicle that COMPANY provided to CCC.

✓ **Standard** This equipment is included in the base configuration of the vehicle at time of purchase.

📄 **Additional** Equipment that is not Standard but was noted to be on the loss vehicle.

*Continued on next page*

## How to Read the Market Valuation Report, Continued

### Vehicle Condition

This section lists the condition ratings of the loss vehicle selected by the appraiser, as well as the value impact based on the condition ratings. Inspection Notes reflect observations from the appraiser, and Inspection Guidelines may be included.

Condition adjustments are based on guidelines that describe the physical characteristics for each condition rating, based on age.

VEHICLE CONDITION			
COMPONENT CONDITION			
	Condition	Inspection Notes/Guidelines	Value Impact
<b>INTERIOR</b>			
Seats	DEALER	<b>Guideline:</b> Very clean. No tears, holes or burn marks. No wear or bare spots.	\$ 54
Carpets	DEALER	<b>Guideline:</b> Very clean. No tears, holes or burn marks. No wear or bare spots.	\$ 36
Dashboard	DEALER	<b>Guideline:</b> No significant scratches and/or gouges. Components firmly intact and functional. No significant wear.	\$ 36
Headliner	DEALER	<b>Guideline:</b> Very clean. No holes or burn marks.	\$ 36
<b>EXTERIOR</b>			
Sheet Metal	PRIVATE OWNER	<b>Guideline:</b> Few dings. No rust. All panels intact and properly aligned.	\$ 0

**COMPANY** uses condition inspection guidelines to determine the condition of key components of the loss vehicle prior to the loss. The guidelines describe physical characteristics for these key components, for the condition selected based upon age. Inspection Notes reflect observations from the appraiser regarding the loss vehicle's condition.

CCC makes dollar adjustments that reflect the impact the reported condition has on the value of the loss vehicle as compared to Private Owner condition. These dollar adjustments are based upon interviews with dealerships across the United States.

The **Total Condition Adjustments** are listed at the bottom of this section.

VEHICLE CONDITION			
COMPONENT CONDITION			
	Condition	Inspection Notes/Guidelines	Value Impact
Rear Tires	PRIVATE OWNER	<b>Guideline:</b> 41% to 68% of new. Example: Typical new car tires are 11/32, loss measures at 5/32 = 46% (5/11)	\$ 0
<b>Total Condition Adjustments</b>			<b>\$ 162</b>

**Note:** Condition Rating terminology varies by company. This example may not be an exact representation of your company's condition rating descriptions.

*Continued on next page*

## How to Read the Market Valuation Report, Continued

### Comparable Vehicles

This section identifies comparable vehicles used in determining the value of the Loss Vehicle. **Note:** In the expanded format, up to three comparables are listed per page and shows the option configuration of each as compared to the loss vehicle.

**Comparable vehicles** used in the determination of the Base Vehicle Value are not intended to be replacement vehicles but are reflective of the market value and may no longer be available for sale.

 <b>COMPARABLE VEHICLES</b>				
Options	Loss Vehicle	Comp 1	Comp 2	Comp 3
Odometer	24,096	24,457	21,955	23,107
Automatic Transmission	✓	✓	✓	✓
4 Wheel Drive	✓	✓	✓	✓
Power Steering	✓	✓	✓	✓
Power Brakes	✓	✓	✓	✓
Power Windows	✓	✓	✓	✓
Power Locks	✓	✓	✓	✓
Power Mirrors	✓	✓	✓	✓
Power Driver Seat	✓	✓	✓	✓
Power Passenger Seat	✓	✗	✗	✗
Power Trunk/Gate Release	✗	✗	✓	✓
Air Conditioning	✓	✓	✓	✓
Climate Control	✓	✓	✓	✓
Tilt Wheel	✓	✓	✓	✓
Cruise Control	✓	✓	✓	✓
Rear Defogger	✓	✓	✓	✓
Intermittent Wipers	✓	✓	✓	✓
Console/Storage	✓	✓	✓	✓
Overhead Console	✓	✓	✓	✓
Navigation System	✓	✗	✗	✗
Keyless Entry	✓	✓	✓	✓
Telescopic Wheel	✓	✓	✓	✓
Message Center	✓	✓	✓	✓
Remote Starter	✓	✓	✓	✓

<b>Comp 1</b> Updated Date: 11/25/2019 2017 Nissan Rogue Sv Awd 4 2.5l Gasoline Sequential Mpi VIN ##### Dealership Dealership Name Contact First Last Telephone (###) ###-#### Source Inspected Inventory Stock # ##### Distance from City, ST 0 Miles - City, ST
<b>Comp 2</b> Updated Date: 11/03/2019 2017 Nissan Rogue Sv Awd 4 2.5l Gasoline Sequential Mpi VIN ##### Dealership Dealership Name Telephone (###) ###-#### Source Autotrader Stock # ##### Distance from City, ST 101 Miles - City, ST
<b>Comp 3</b> Updated Date: 11/24/2019 2017 Nissan Rogue Sv Awd 4 2.5l Gasoline Sequential Mpi VIN ##### Dealership Dealership Name Telephone (###) ###-#### Source Autotrader Stock # ##### Distance from City, ST 107 Miles - City, ST

**List Price** is the sticker price of an inspected dealer vehicle and the advertised price for an advertised vehicle.

**Take Price** is the amount that the dealership will accept to sell the inspected vehicle, though a lower price may be obtainable through negotiation.


**Distance** is based upon a straight line between loss and comparable vehicle locations.

*Continued on next page*



## How to Read the Market Valuation Report, Continued

### Comparable Vehicles, continued

 <b>COMPARABLE VEHICLES</b>				
Options	Loss Vehicle	Comp 1	Comp 2	Comp 3
Passenger Air Bag	✓	✓	✓	✓
Anti-lock Brakes (4)	✓	✓	✓	✓
4-wheel Disc Brakes	✓	✓	✓	✓
Front Side Impact Air Bags	✓	✓	✓	✓
Head/Curtain Air Bags	✓	✓	✓	✓
Backup Camera	✓	✓	✓	✓
Hands Free	✓	✓	✓	✓
Alarm	✓	✓	✓	✓
Traction Control	✓	✓	✓	✓
Stability Control	✓	✓	✓	✓
Blind Spot Detection	✓	✓	✓	✓
Dual Mirrors	✓	✓	✓	✓
Heated Mirrors	✓	✓	✓	✓
Privacy Glass	✓	✓	✓	✓
Luggage/Roof Rack	✓	✓	✓	✓
Rear Spoiler	✓	✓	✓	✓
Rear Window Wiper	✓	✓	✓	✓
Signal Integrated Mirrors	✓	✓	✓	✓
Clearcoat Paint	✓	✓	✓	✓
Metallic Paint	✗	✓	✗	✗
<b>List Price</b>		\$ 18,500	\$ 18,865	\$ 18,590
<b>Take Price</b>		\$ 18,400		
<b>Adjustments:</b>				
Options		+ \$ 1,561	+ \$ 1,711	+ \$ 1,711
Mileage		+ \$ 23	- \$ 136	- \$ 63
Condition*		- \$ 449	- \$ 449	- \$ 449
<b>Adjusted Comparable Value</b>		<b>\$ 19,535</b>	<b>\$ 19,991</b>	<b>\$ 19,789</b>

Distance is based upon a straight line between loss and comparable vehicle locations.

\*The Condition Adjustment sets that comparable vehicle to Private Owner condition, which the loss vehicle is also compared to in the Vehicle Condition section.

At the end of the Comparable Vehicle section, the **Adjusted Comparable Value** is listed. This is the dollar amount after adjustments are made to account for differences in make/model/trim, options, mileage to set the comparable to a common condition level, to which the loss vehicle is also compared.

### Additional Comparable Vehicles

Additional Comparable Vehicles show additional comparables also used in determining the value of the loss vehicle. They are listed in summary format, but are adjusted the same as those in the previous section. This display format is optional and may vary based on a company's setup.

*Continued on next page*

## How to Read the Market Valuation Report, Continued

### Valuation Notes

This section displays any total loss request notes entered by the appraiser, as well as any notes generated by the system or Valuation staff.



### VALUATION NOTES


This Market Valuation Report has been prepared exclusively for use by COMPANY, and no other person or entity is entitled to or should rely upon this Market Valuation Report and/or any of its contents. CCC is one source of vehicle valuations, and there are other valuation sources available.

Regulations concerning vehicle value include State Administrative Code  
####-###.

### VINGuard Vehicle History

This optional section provides detailed information about Experian Autocheck, NCIB, NHTSA, collision history, previous sales and vehicle title information.

### SUPPLEMENTAL INFORMATION



#### VEHICLE HISTORY INFORMATION

Using the VIN for this vehicle, VINGuard® detected discrepancies or prior history requiring additional research. Please review the information detailed below.

**VINGuard®**

VINGuard® Message: VINGuard has decoded this VIN without any errors

**Previous Total Loss Submission:**

Duplicate VIN #####	- previously submitted by COMPANY on 12/03/2019 claim ref # ##### in CITY, ST
Duplicate VIN #####	- previously submitted by COMPANY on 11/27/2019 claim ref # ##### in CITY, ST

**Vehicle Market History Information:**

This vehicle was reported to CCC on 12/03/2019	Mileage: 24026
Location: Dealer Advertised in CITY, ST	
This vehicle was reported to CCC on 12/03/2019	Mileage: 24026
Location: Dealer Advertised in CITY, ST	

**Note:** This information is only available through CCC VINGuard®. VINGuard identifies historical information about the vehicle, such as potential odometer rollbacks, prior potential total loss information or unrelated prior damage.

*Continued on next page*

# How to Read the Market Valuation Report, Continued

**VINGuard  
Vehicle  
History,**  
continued

## SUPPLEMENTAL INFORMATION

**EXPERIAN® AUTOCHECK® VEHICLE HISTORY REPORT**

TITLE CHECK	RESULTS FOUND
Abandoned	✓ No Abandoned Record Found
Damaged	✓ No Damaged Record Found
Fire Damage	✓ No Fire Damage Record Found
Grey Market	✓ No Grey Market Record Found
Hail Damage	✓ No Hail Damage Record Found
Insurance Loss	✓ No Insurance Loss Record Found
Junk	✓ No Junk Record Found
Rebuilt	✓ No Rebuilt Record Found
Salvage	✓ No Salvage Record Found

CCC provides COMPANY information reported by Experian regarding the 2017 Nissan Rogue (#####). This data is provided for informational purposes. Unless otherwise noted in this Valuation Detail, CCC does not adjust the value of the loss vehicle based upon this information.

**LEGEND :**  
✓ No Event Found  
⊖ Event Found  
  Information Needed

**TITLE CHECK**  
THIS VEHICLE CHECKS OUT

## SUPPLEMENTAL INFORMATION

**EXPERIAN® AUTOCHECK® VEHICLE HISTORY REPORT**

TITLE CHECK	RESULTS FOUND
Abandoned	✓ No Abandoned Record Found
Damaged	✓ No Damaged Record Found
Fire Damage	✓ No Fire Damage Record Found
Grey Market	✓ No Grey Market Record Found
Hail Damage	✓ No Hail Damage Record Found
Insurance Loss	✓ No Insurance Loss Record Found
Junk	✓ No Junk Record Found
Rebuilt	✓ No Rebuilt Record Found
Salvage	✓ No Salvage Record Found

CCC provides COMPANY information reported by Experian regarding the 2017 Nissan Rogue (#####). This data is provided for informational purposes. Unless otherwise noted in this Valuation Detail, CCC does not adjust the value of the loss vehicle based upon this information.

**LEGEND :**  
✓ No Event Found  
⊖ Event Found  
  Information Needed

**TITLE CHECK**  
THIS VEHICLE CHECKS OUT

**NHTSA Vehicle  
Recall**

This optional section contains the recall information for the loss vehicle as reported by the NHTSA.