

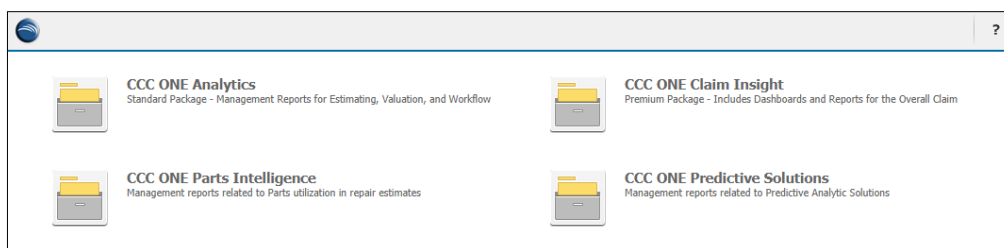
## What's New - Analytics - Quick Estimate

**Introduction** The Quick Estimating application allows customers to get a faster initial estimate and a shortened early claim lifecycle by taking photos of their vehicle themselves for desk analysis using their smartphone. Analytics reports can now be generated to include data to determine if Quick Estimate was used for a claim in a new **Quick Estimate Flag** column, indicated by a **Yes** or **No**.

Claim Type	Quick Estimate Flag	Claim Cnt
Bus	No	38
Emergency	No	4
Heavy Equipment	No	743
	Yes	2
Heavy Truck	No	1,444
	Yes	4
Motorcycle	No	4,782
	Yes	4
Other	No	851
Recreational Vehicles & Campers	No	2,317
	Yes	4

To support Quick Estimate claims a Quick Estimate Flag has been added to the following areas:

- **CCC ONE Analytics**
  - Create a Collision Estimating report (company data only)
- **CCC ONE Claim Insight**
  - Claim Insight Summary
  - Claim Insight Detail Report
- **CCC ONE Predictive Solutions**
  - Create a Predictive Matched Claim Summary report


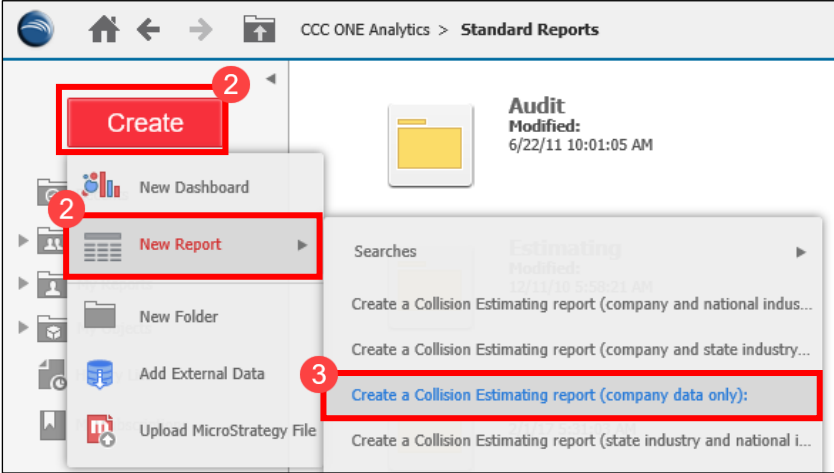
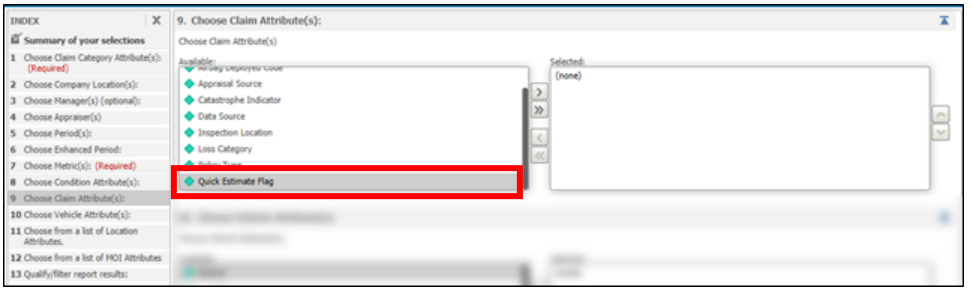


*Continued on next page*

## What's New - Analytics - Quick Estimate, Continued

### CCC ONE Analytics


To access the **Create a Collision Estimating report (company data only)** report follow the steps in the table below:

Step	Action
1	Select <b>CCC ONE Analytics</b> . 
2	Click <b>Create</b> , then <b>New Report</b> .
3	Select <b>Create a Collision Estimating report (company data only)</b> from the list of options. The report opens. 
4	In the <b>Choose Claim Attribute(s)</b> section of the report add <b>Quick Estimate Flag</b> to the report. 


*Continued on next page*

## What's New - Analytics - Quick Estimate, Continued

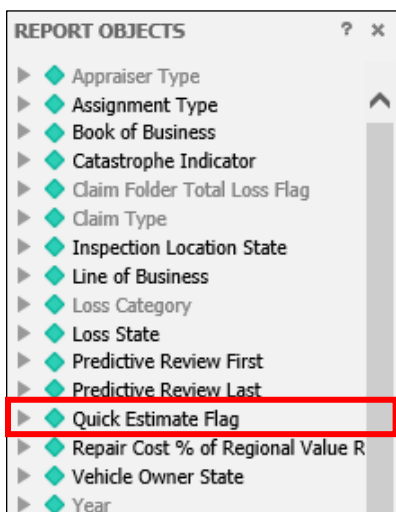
**CCC ONE Claim Insight** To access the **Claim Insight Summary Report**, follow the steps in the table below:

Step	Action
1	Select <b>CCC ONE Claim Insight</b> . 
2	Select the <b>Claim Insight</b> folder.
3	Open the <b>Claim Insight Summary Report</b> .

To access the **Claim Insight Claim Detail Report**, follow the steps in the table below:

Step	Action
1	Select <b>CCC ONE Claim Insight</b> . 
2	Select the <b>Claim Insight Detail Data Access</b> folder.
3	Open the <b>Claim Insight Claim Details Report</b> .

From the **Claim Insight Summary Report** or **Claim Insight Claim Detail Report** add the **Quick Estimate Flag** metric from the Report Objects panel.


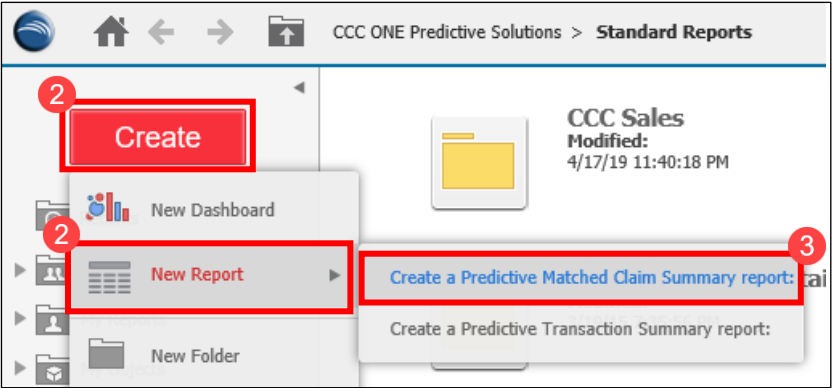


*Continued on next page*

## What's New - Analytics - Quick Estimate, Continued

### CCC ONE Predictive Solutions

To access the **Create a Predictive Matched Claim Summary report**, follow the steps in the table below:

Step	Action
1	Select <b>CCC ONE Predictive Solutions</b> . 
2	Click <b>Create</b> , then <b>New Report</b> .
3	Select <b>Create a Predictive Matched Claim Summary report</b> from the list of options. The report opens. 
4	In the <b>Choose Claim Attribute(s)</b> section of the report add <b>Quick Estimate Flag</b> to the report. 