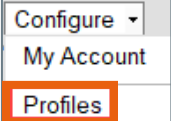
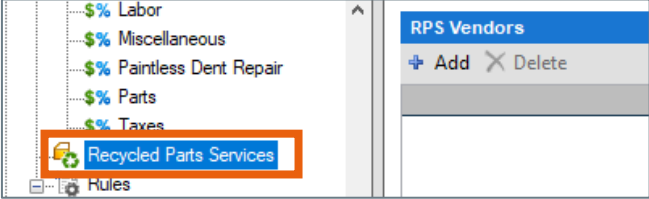
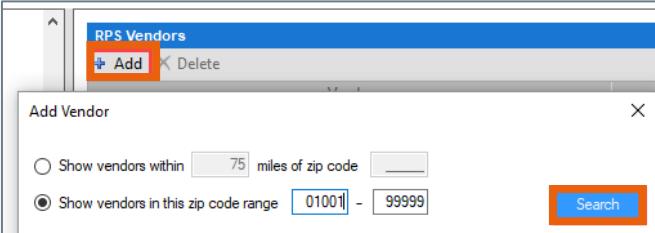
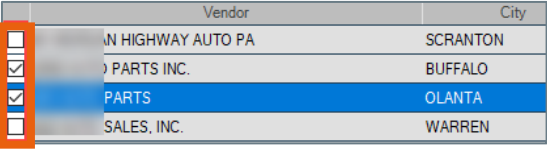


IA: Add Recycled Parts Services (RPS) Vendors

Overview

This job aid describes the process of adding Recycled Parts Services (RPS) Vendors to your IA Location profile in CCC ONE®.

Procedure

Step	Action
1	From the Configure drop-down menu, select Profiles . 
2	Double click the IA Location profile to open it.
3	From the list of options on the left, select Recycled Parts Services under Estimating .  <p>Note: The RPS Vendors and retrieval preferences display.</p>
4	Click Add . The Add Vendor screen opens. Select an option and enter search criteria . From there, click Search . 
5	From the search results, select the checkbox for each vendor to add.  <p>Note: You can add a maximum of 15 RPS vendors.</p>
6	Click OK . The selected vendors are added to the profile. 