

CCC ONE® Analytics – Estimate Review Report Folder

Introduction

CCC ONE® Analytics – Estimate Review Report Folder introduces new reporting for Focus Estimate Review. Use these reports to understand the impact and flow of estimate review re-inspections through your company starting at a whole company level with the capacity to drill down via responsible parties to each review on a claim. Identify outliers and capture the value of the re-inspection with metrics that identify the success through various key performance indicators relevant to your business.

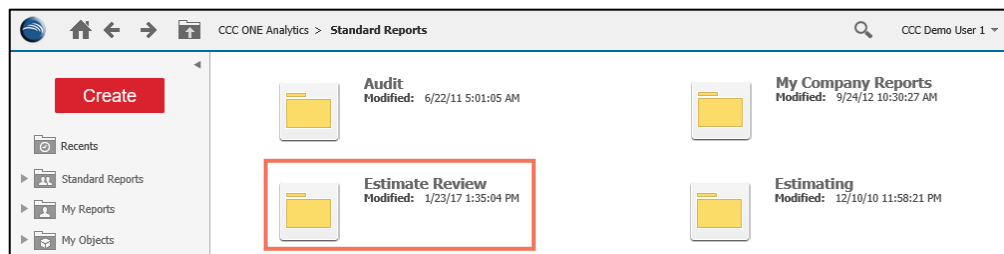
Note: Visit the Estimate Review Reporting to view a full list terms and definitions.

Users & Applications Impacted

New features are available to Insurance customers using the Portal Advanced Estimate Review application. Accumark users will benefit from the addition of new attributes that cross applications such as Cycle Times and Review Method.

Navigate to Estimate Review Reporting

Login to the CCC ONE portal. Click **CCC Analytics** from the portal homepage. Then click **Estimate Review**.

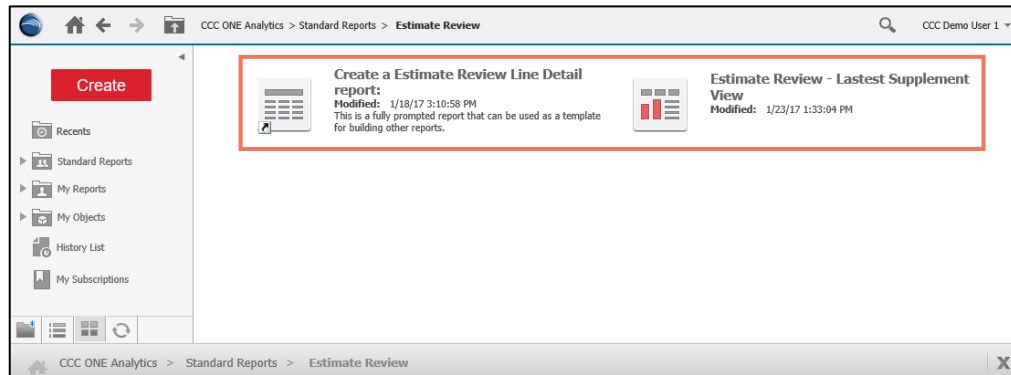


Continued on next page

CCC ONE® Analytics – Estimate Review Report Folder, Continued

Estimate Review Report Builder

Links to two Standard Report builder can be accessed from the Estimate Review folder, these are not reports, but will take you to the report builder.



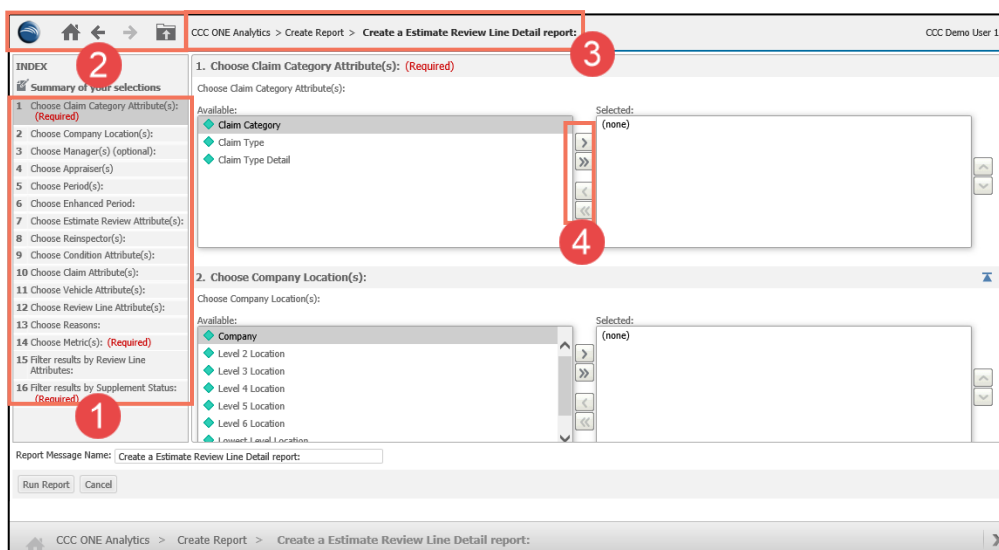
Create an Estimate Line Detail report	Estimate Review – Latest Supplement View
This report builder contains attributes from the common dimensions such as Company, Period, Vehicle, Condition, and File.	Combines data from the Latest Supplement on each completed review.

Continued on next page

CCC ONE® Analytics – Estimate Review Report Folder, Continued

Navigate to Estimate Review Reporting, continued

The report allows you to add details to the different prompts of the report. Use the table below to learn how to navigate the report.



Number	Description
1	Categories that let you expand or contract your report based on the method.
2	Use these navigation buttons to navigate the CCC ONE portal such as move forward and backward within the portal. Avoid using the forward and backward buttons in the web browser as this could cause an error in your reports.
3	This area shows you the hierarchy of where you currently are within the portal.
4	These buttons allow you add or remove attributes and/or metrics to the report.

Continued on next page



CCC ONE® Analytics – Estimate Review Report Folder, Continued

Create an Estimate Line Detail report

In addition to the new data described in the chart below, the report builder contains attributes from the common dimensions such as Company, Period, Vehicle, Condition, and File.

Continued on next page